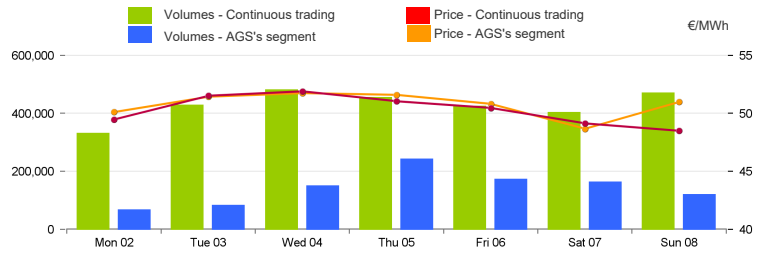


Spot Gas Market (MP-GAS)

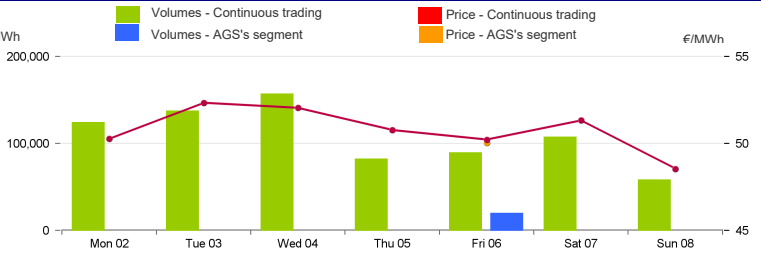
Day-Ahead Gas Market (MGP-GAS)

	Price. €/MWh				Volumes. MWh			
	Average	Var	Min	Max	Total	Var	Daily Products	WE Product
Continuous trading	50.14	+2.9%	47.45	52.98	2,989,272	-7.9%	2,350,392	638,880
	Price. €/MWh				Volumes. MWh			
	Average	Var	Min	Max	Total	Var	Purchases SRG	Sales SRG
AGS's segment	50.77	+3.8%	48.67	51.75	993,624	+42.7%	993,624	



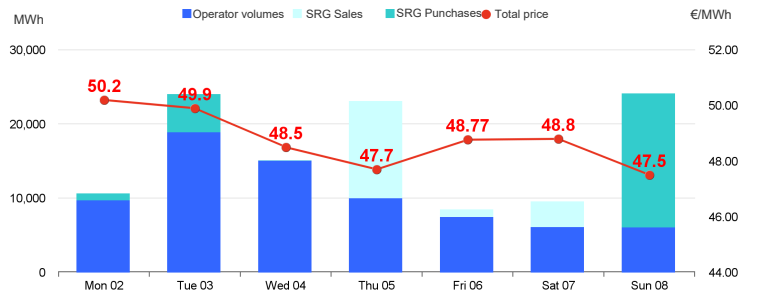
Intra-Day Gas Market (MI-GAS)

	Price. €/MWh				Volumes. MWh			
	Average	Var	Min	Max	Total	Var	Purchases SRG	Sales SRG
Continuous trading	50.79	+4.2%	48.30	54.50	753,024	+8.9%		
	Price. €/MWh				Volumes. MWh			
	Average	Var	Min	Max	Total	Var	Purchases SRG	Sales SRG
AGS's segment	50.03	-	50.03	50.03	19,464			19,464



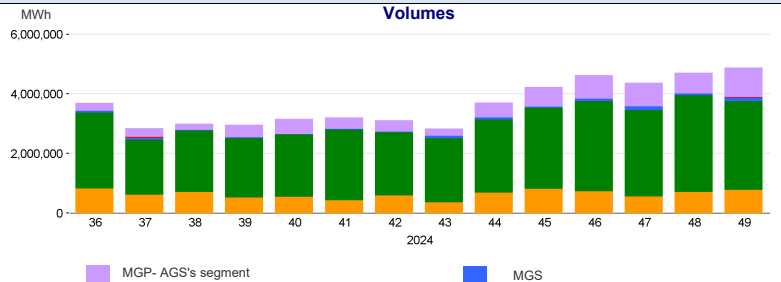
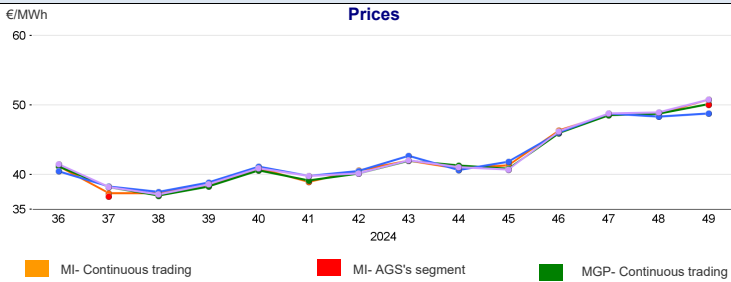
Market for the trading of gas stored (MGS-GAS)

Week	Storage	49	48
Price. (1) €/MWh	Stogit	48.77	48.31
	Edison Stoccaggio	-	-
	Total	48.77	48.31
Volumes. MWh	Stogit	114,377	59,015
	Edison Stoccaggio	-	-
	Total	114,377	59,015
SRG Activity. MWh	Purchases	24,240	13,355
	Balancing (2)	24,240	13,355
	Other purposes (3)	-	-
	Sales	17,630	13,269
	Balancing (2)	17,630	13,269
Other purposes (3)	-	-	



1) The Total price is calculated as a weighted average price for the total volumes exchanged in each storage system.
2) To securely manage any expected deviations between overall network injections and withdrawals pursuant to Art. 2.5 of Annex A, AEEGSI's Resolution 312/2016/R/gas
3) Stored gas trades by Snam Rete Gas (SRG) not included in "Balancing"

Weekly evolution



Forward Gas Market (MT-GAS)

Products	Market				OTC		Total		Open interest*			
	Minimum Price	Maximum Price	Check Price*	Trades	Volumes	Registrations	Volumes	Volumes	change %	MWh/d	MWh	
	€/MWh	€/MWh	€/MWh	change %	N.	MWh/d	N.	MWh/d	MWh/d	change %	MWh/d	MWh
M-2025-01	-	-	49.74	0.0%	-	-	-	-	-	-	-	-
M-2025-02	-	-	50.14	0.0%	-	-	-	-	-	-	-	-
Q-2025-01	-	-	50.53	0.0%	-	-	-	-	-	-	-	-
Q-2025-02	-	-	49.23	0.0%	-	-	-	-	-	-	-	-
Q-2025-03	-	-	48.52	0.0%	-	-	-	-	-	-	-	-
Q-2025-04	-	-	43.70	0.0%	-	-	-	-	-	-	-	-
SS-2025	-	-	49.57	0.0%	-	-	-	-	-	-	-	-
WS-2025/2026	-	-	43.98	0.0%	-	-	-	-	-	-	-	-
CY-2025	-	-	48.25	0.0%	-	-	-	-	-	-	-	-
BoM-2024-12	-	-	49.28	-0.6%	-	-	-	-	-	-	-	-
M-2025-03	-	-	47.59	0.0%	-	-	-	-	-	-	-	-
Total											0	0

*Referred to the last session of the week